

	Population (millions)			
	1995	2000	2025	2050
All adults, ages 15+	71.157	83.797	135.701	169.328
Female adults	34.796	40.911	66.498	83.775
All youth, ages 0-14	47.459	45.358	43.050	43.167
Female youth	23.097	22.111	20.972	21.081

Source: United Nations Population Division, World Population Prospects 1950-2050 (1998 revision)

Real GDP per capita (PPP), US Dollars	
1970	1280
1980	1085
1990	1390
1995	1652
1998	1849

Source: Penn World Table

SMOKING PREVALENCE

Adult, 1998		Youth (12-20 Year Olds), 1991		Medical Students, 1985	
Males	40	Males 12-20 Yrs	29	Males	28
Females	10	Males 12-17 Yrs	68	Females	0

Adult data: Current cigarette smoking (1998 is date of publication); Professor Syed Fazlul Haq of the Bangladesh Cancer Society in 'Tobacco claims one life in every 10 seconds.' (1998, May 30). *The Bangladesh Observer*. Youth data: Smoking of at least one cigarette or bidi per week among 12-20 year old school students and 12-17 year old slum dwellers; Ahsan, H. et al. (1998). Smoking among male teenagers in Dhaka, Bangladesh. *Prev Med*, 27(1), 70-76. Medical student data: Daily tobacco smoking among first and final-year medical students in two large centers; Tessier, J.F. et al. (1992). Smoking habits and attitudes of medical students toward smoking and antismoking campaigns in nine Asian countries. *J Epidemiol*, 21(2), 298-304.

SMOKING-RELATED DISEASE IMPACT

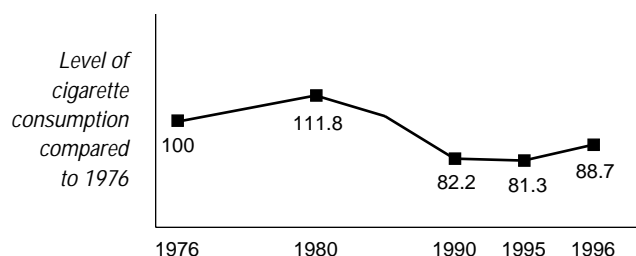
Mortality from Cancer, Respiratory and Circulatory Disease, 1990
Numbers of deaths/World age-standardized mortality rate per 100,000 population

Disease	Male		Female		Age Category	Disease	Male		Female		Age Category
	Number	Rate	Number	Rate			Number	Rate	Number	Rate	
Trachea, lung, and bronchus cancer	5337	78.7	806	11.8	45+	Ischemic heart disease	—	—	—	—	
Lip, oral cavity, and pharynx cancer	4453	64.7	3436	49.4	45+	Stroke	—	—	—	—	
Respiratory disease	—	—	—	—		Other diseases of the circulatory system	—	—	—	—	
						All causes	—	—	—	—	

Source: Ferlay, J., Parkin, D.M., & Pisani, P. (1998). GLOBOCAN 1: Cancer Incidence and Mortality Worldwide. [CD-ROM]. International Agency for Research on Cancer.

TOBACCO ECONOMY

Annual per capita Consumption, Three Year Moving Average, 1976 = 100



Annual Cigarette Consumption

Year	Per capita Consumption (cigarette sticks)	Total Consumption (sticks in millions)
1975	253	10501
1980	294	14007
1990	203	12373
1995	245	17449
1998	—	—

Annual Tobacco Trade and Agriculture Statistics

	Unit of Measurement	1970	1980	1990	1995	1998
Cigarette imports	sticks in millions	—	177	86	70	52
Cigarette exports	sticks in millions	—	—	2	—	47
Tobacco leaf imports	metric tons	—	740	805	1137	5012
Tobacco leaf exports (% of total exports)	metric tons (%)	—	—	870 (0.11%)	278 (0.02%)	2307 (—)
Cigarette production	sticks in millions	17787	13830	12289	17379	—
Tobacco leaf production	metric tons	41200	39524	37800	38000	36655
Land devoted to tobacco growing (% of agricultural land)	hectares (%)	45700 (0.50%)	45091 (0.49%)	45070 (0.48%)	36000 (0.44%)	32823 (—)
Employment in tobacco manufacturing	people	4190	6340	27155	—	—

Cigarette Taxes and Duties

Excise tax	32%-51% based on retail price of 10 cigs
Sales tax	15%
Import duty	37.50%
Other import duties	5%; 350% supplementary duty

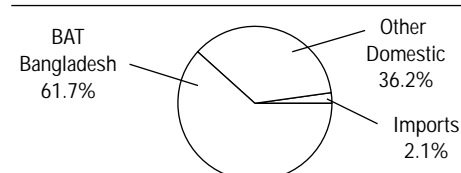
Source: ERC, 1999

Retail Price of 20 Cigarettes with Tax

Type	US \$	Local
Domestic brand	\$0.85	42.00
Foreign brand	\$1.37	68.00

Source: EIU, Autumn 1999

Market Share by Cigarette Manufacturer, 1997



Source: ERC Based on BAT and apparent consumption calculations

Organizations Engaged in Tobacco Control

Saifuddin AHMED & Debra EFROYMSON
Work for a Better Bangladesh
Anti-Tobacco Alliance
67, Laboratory Road, Dhanmondi
Dhaka-1205
BANGLADESH
Tel: (880-2) 966 9781
Fax: (880-2) 966 0372
wbb@pradeshta.net

Kazi Rafiqul ALAM & M.A. HAI
Dhaka Ahsania Mission
House # 19, Road # 12 (new)
Dhanmondi Residential Area
Dhaka-1209
BANGLADESH
Tel: (880-2) 912 3420 Fax: (880-2) 811 3010
dambgd@bdonline.com www.ahsania.org

Dr. Arup Ratan CHOWDHURY
Association for the Prevention of Drug Abuse
15/A, Green Square
Green Road
Dhaka-1000, BANGLADESH
Tel: (880-2) 966 1551
Fax: (880-2) 861 3004
lali@citecho.net

Farhaduddin CHOWDHURY
National Non-Smokers Forum
GPO Box no. 2646
Dhaka 1000
BANGLADESH
Tel: (880-2) 833 611
Fax: (880-2) 831 917

Morshed CHOWDHURY
Health for All
House-14/E, Road 6, Dhanmodi R/A
Dhaka 1205
BANGLADESH
Tel: (880-2) 861 7208
Fax: (880-2) 861 3567
pha-gk@cikchco.net

Professor Syed Fazlul HUQ, MD
Bangladesh Cancer Society
National Cancer Research Institute &
Hospital
P.O. Box 5085
New Market, Dhaka-1205
BANGLADESH
Tel: (880-2) 988 7289
Fax: (880-2) 60286
cancer@bttb.net, thuq@dhaka.agni.com

Professor Nurul ISLAM
ADHUNIK
"Gulhimer" 63, Central Road
Dhaka-1205
BANGLADESH
Tel: (880-2) 861 4959
Fax: (880-2) 861 8300
ustcbd@bangla.net

Mrs. Kuheli MUSTAFA
Welfare Association for Cancer Care (WACC)
338/KA, Road No. 28 (Old)
Dhanmondi R.A.
Dhaka-1209
BANGLADESH
Tel: (880-2) 325378
Fax: (880-2) 812 2010
saffron@citechco.net

S.M. Abdus SATTAR
Society for Health Advancement & Poverty
Eradication
P.O. Gosairhat-8050
Shariatpur
BANGLADESH
Tel & Fax: (880-2) 912 9829

National Tobacco Control Provisions

Key: **B** = Banned through legislation and/or regulations

V = Voluntary provision, not nationally legislated and/or regulated

R = Restricted through legislation and/or regulations

X = Provision included in legislation and/or regulations

Advertising and Sponsorship

- X** Advertising ban (print media, radio & television)
Advertising restriction
- X** Sponsorship ban (cultural & sporting events)
Sponsorship restriction

Health Promotion and Education

- V** Health education curricula or programs
- V** Public information initiatives

Sales and Distribution Restrictions

- R** Free products or samples (limited sampling allowed)
Tobacco sales restricted to certain locations
Sales of smokeless tobacco prohibited
Sales or distribution to minors prohibited
Vending machines
- X** Other restrictions on tobacco sales

Tobacco Product Regulations

- X** Health warning on tobacco packaging
- Ingredient control: maximum nicotine yield
- Ingredient control: toxic constituents / maximum tar yield
- Ingredient disclosure on packaging

Smoke-Free Indoor Air Restrictions

- B** Aircraft (domestic flights)
Aircraft (international flights)
- B** Educational facilities
- B** Government buildings (Prime Minister's Department)
- B** Health care facilities
- B** Public transportation
- V** Workplaces
- X** Other public places

Other Provisions

- V** National committee on tobacco control

Refer to Appendix B for more information about national tobacco control provisions.

PHARMACEUTICAL TREATMENTS FOR TOBACCO DEPENDENCE

Dosage Form	Regulatory Status	Advertising Status and Comments
Nicotine gum	Rx	
Nicotine patch	Rx	

Key: Rx = Prescription only medicines P = Pharmacy only OTC = Over the counter N/R = Not registered

	Population (millions)			
	1995	2000	2025	2050
All adults, ages 15+	1.058	1.219	2.522	4.322
Female adults	0.527	0.608	1.252	2.154
All youth, ages 0-14	0.789	0.905	1.382	1.365
Female youth	0.388	0.443	0.677	0.668

Source: United Nations Population Division, World Population Prospects 1950-2050 (1998 revision)

Real GDP per capita (PPP), US Dollars	
1970	—
1980	533
1990	882
1995	971
1998	—

Source: Penn World Table

SMOKING PREVALENCE

Adult		Youth		Health Professionals	
Males	—	Males	—	Males	—
Females	—	Females	—	Females	—

Adult data: No data available.

Youth data: No data available.

Health professional data: No data available.

SMOKING-RELATED DISEASE IMPACT

Mortality from Cancer, Respiratory and Circulatory Disease, 1990
Numbers of deaths/World age-standardized mortality rate per 100,000 population

Disease	Male		Female		Age Category	Disease	Male		Female		Age Category
	Number	Rate	Number	Rate			Number	Rate	Number	Rate	
Trachea, lung, and bronchus cancer	44	40.5	9	8.3	45+	Ischemic heart disease	—	—	—	—	
Lip, oral cavity, and pharynx cancer	52	47.8	24	19.3	45+	Stroke	—	—	—	—	
Respiratory disease	—	—	—	—		Other diseases of the circulatory system	—	—	—	—	
						All causes	—	—	—	—	

Source: Ferlay, J., Parkin, D.M., & Pisani, P. (1998). GLOBOCAN 1: Cancer Incidence and Mortality Worldwide. [CD-ROM]. International Agency for Research on Cancer.

TOBACCO ECONOMY

Annual per capita Consumption, Three Year Moving Average

Level of cigarette consumption	1970	1980	1990	1995	1998
	No data available.				

Annual Cigarette Consumption

Year	Per capita Consumption (cigarette sticks)	Total Consumption (sticks in millions)
1970	—	—
1980	—	—
1990	—	—
1995	—	—
1998	—	—

Annual Tobacco Trade and Agriculture Statistics

	Unit of Measurement	1970	1980	1990	1995	1998
Cigarette imports	sticks in millions	—	—	—	20	20
Cigarette exports	sticks in millions	0	0	0	0	0
Tobacco leaf imports	metric tons	—	—	—	4	4
Tobacco leaf exports (% of total exports)	metric tons (%)	—	—	—	—	—
Cigarette production	sticks in millions	0	0	0	0	0
Tobacco leaf production	metric tons	—	70	140	160	160
Land devoted to tobacco growing (% of agricultural land)	hectares (%)	—	50 (0.04%)	100 (0.08%)	110 (0.07%)	110 (—)
Employment in tobacco manufacturing	people	—	—	—	—	—

Cigarette Taxes and Duties

Excise tax	—
Sales tax	—
Import duty	—

Retail Price of 20 Cigarettes with Tax

Type	US \$	Local
Domestic brand	—	—
Foreign brand	—	—

Market Share by Cigarette Manufacturer

No data available.

Organizations Engaged in Tobacco Control

--	--	--

National Tobacco Control Provisions

Key: **B** = Banned through legislation and/or regulations

V = Voluntary provision, not nationally legislated and/or regulated

R = Restricted through legislation and/or regulations

X = Provision included in legislation and/or regulations

Advertising and Sponsorship

- Advertising ban
- Advertising restriction
- Sponsorship ban
- Sponsorship restriction

Health Promotion and Education

- Health education curricula or programs
- V** Public information initiatives

Sales and Distribution Restrictions

- Free products or samples
- Tobacco sales restricted to certain locations
- Sales of smokeless tobacco prohibited
- Sales or distribution to minors prohibited
- Vending machines
- Other restrictions on tobacco sales

Tobacco Product Regulations

- Health warning on tobacco packaging
- Ingredient control: maximum nicotine yield
- Ingredient control: toxic constituents / maximum tar yield
- Ingredient disclosure on packaging

Smoke-Free Indoor Air Restrictions

- Aircraft (domestic flights)
- Aircraft (international flights)
- Educational facilities
- Government buildings
- Health care facilities
- Public transportation
- Workplaces
- Other public places

Other Provisions

- National committee on tobacco control

Refer to Appendix B for more information about national tobacco control provisions.

PHARMACEUTICAL TREATMENTS FOR TOBACCO DEPENDENCE

Dosage Form	Regulatory Status	Advertising Status and Comments
-------------	-------------------	---------------------------------

Key: Rx = Prescription only medicines P = Pharmacy only OTC = Over the counter N/R = Not registered

	Population (millions)				Real GDP per capita (PPP), US Dollars	
	1995	2000	2025	2050	1970	1998
All adults, ages 15+	16.238	17.398	23.714	25.694	—	—
Female adults	8.169	8.742	11.947	13.145	—	—
All youth, ages 0-14	6.001	6.641	5.674	5.076	—	—
Female youth	2.934	3.244	2.767	2.475	—	—

Source: United Nations Population Division, World Population Prospects 1950-2050 (1998 revision)

SMOKING PREVALENCE

Adult, 1985		Youth		Health Professionals	
All adults	42	Males	—	Males	—
		Females	—	Females	—

Adult data: Current smoking, albeit very few women; WHO. (1997). *Tobacco or health: a global status report*. Geneva.

Youth data: No data available.

Health professional data: No data available.

SMOKING-RELATED DISEASE IMPACT

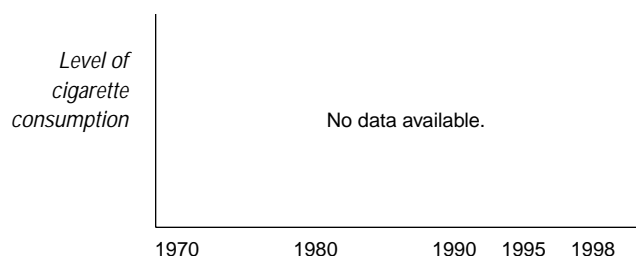
Mortality from Cancer, Respiratory and Circulatory Disease, 1990
Numbers of deaths/World age-standardized mortality rate per 100,000 population

Disease	Male		Female		Age Category	Disease	Male		Female		Age Category
	Number	Rate	Number	Rate			Number	Rate	Number	Rate	
Trachea, lung, and bronchus cancer	1561	121.8	668	30.2	45+	Ischemic heart disease	—	—	—	—	
Lip, oral cavity, and pharynx cancer	183	13.4	64	2.9	45+	Stroke	—	—	—	—	
Respiratory disease	—	—	—	—		Other diseases of the circulatory system	—	—	—	—	
						All causes	—	—	—	—	

Source: Ferlay, J., Parkin, D.M., & Pisani, P. (1998). GLOBOCAN 1: Cancer Incidence and Mortality Worldwide. [CD-ROM]. International Agency for Research on Cancer.

TOBACCO ECONOMY

Annual per capita Consumption, Three Year Moving Average



Annual Cigarette Consumption

Year	Per capita Consumption (cigarette sticks)	Total Consumption (sticks in millions)
1970	—	—
1980	—	—
1990	—	—
1995	—	—
1998	—	—

Annual Tobacco Trade and Agriculture Statistics

	Unit of Measurement	1970	1980	1990	1995	1998
Cigarette imports	sticks in millions	—	—	200	312	1000
Cigarette exports	sticks in millions	—	—	10	3	21
Tobacco leaf imports	metric tons	—	—	200	141	576
Tobacco leaf exports (% of total exports)	metric tons (%)	5000 (—)	1900 (—)	20 (—)	5000 (—)	5000 (—)
Cigarette production	sticks in millions	—	—	—	—	—
Tobacco leaf production	metric tons	40000	45000	65000	60000	60000
Land devoted to tobacco growing (% of agricultural land)	hectares (%)	33000 (1.84%)	36000 (1.89%)	40000 (2.00%)	42000 (2.10%)	42000 (—)
Employment in tobacco manufacturing	people	—	—	—	—	—

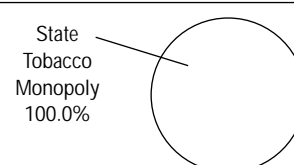
Cigarette Taxes and Duties

Excise tax	—
Sales tax	—
Import duty	—

Retail Price of 20 Cigarettes with Tax

Type	US \$	Local
Domestic brand	—	—
Foreign brand	—	—

Market Share by Cigarette Manufacturer, 1998



Source: TMA—International Tobacco Guide

Organizations Engaged in Tobacco Control

--	--	--

National Tobacco Control Provisions

Key: **B** = Banned through legislation and/or regulations

V = Voluntary provision, not nationally legislated and/or regulated

R = Restricted through legislation and/or regulations

X = Provision included in legislation and/or regulations

Advertising and Sponsorship

- Advertising ban
- Advertising restriction
- Sponsorship ban
- Sponsorship restriction

Health Promotion and Education

- Health education curricula or programs
- Public information initiatives

Sales and Distribution Restrictions

- Free products or samples
- Tobacco sales restricted to certain locations
- Sales of smokeless tobacco prohibited
- Sales or distribution to minors prohibited
- Vending machines
- Other restrictions on tobacco sales

Tobacco Product Regulations

- Health warning on tobacco packaging
- Ingredient control: maximum nicotine yield
- Ingredient control: toxic constituents / maximum tar yield
- Ingredient disclosure on packaging

Smoke-Free Indoor Air Restrictions

- Aircraft (domestic flights)
- Aircraft (international flights)
- Educational facilities
- Government buildings
- Health care facilities
- Public transportation
- Workplaces
- X** Other public places (railway stations, restaurants & shops)

Other Provisions

- National committee on tobacco control

Refer to Appendix B for more information about national tobacco control provisions.

PHARMACEUTICAL TREATMENTS FOR TOBACCO DEPENDENCE

Dosage Form	Regulatory Status	Advertising Status and Comments
-------------	-------------------	---------------------------------

Key: Rx = Prescription only medicines P = Pharmacy only OTC = Over the counter N/R = Not registered

	Population (millions)			
	1995	2000	2025	2050
All adults, ages 15+	603.170	676.055	1023.992	1229.735
Female adults	291.851	327.368	501.438	611.691
All youth, ages 0-14	330.495	337.607	306.457	299.118
Female youth	159.482	163.098	149.106	145.924

Source: United Nations Population Division, World Population Prospects 1950-2050 (1998 revision)

Real GDP per capita (PPP), US Dollars	
1970	802
1980	882
1990	1264
1995	1490
1998	1678

Source: Penn World Table

SMOKING PREVALENCE

Adult (25-64 Year Olds), 1985-1986

Males	45
Females	7

Youth, 1991

Males	12.8
Females	1.1

Medical Students, 1985

Males	2.7
Females	0

Adult data: Current smoking and having smoked 100 or more cigarettes, bidis or chuttas in lifetime in Delhi; Venkat Narayan, K. M. et al. (1996). Prevalence and patterns of smoking in Delhi: cross sectional study. *BMJ*, 312, 1576-1579. Youth data: Regular and experimental tobacco chewing and smoking among students in the final year of school (1991 is date of publication); Jayant, K., et al. (1991). Tobacco usage in school children in Bombay, India: A study of knowledge, attitude and practice. *Indian J Cancer*, 28(3), 139-147. Medical student data: Daily tobacco smoking among first and final-year medical students in Bombay, Madras and New Delhi; Tessier, J.F. et al. (1992). Smoking habits and attitudes of medical students toward smoking and antismoking campaigns in nine Asian countries. *J Epidemiol*, 21(2), 298-304.

SMOKING-RELATED DISEASE IMPACT

Mortality from Cancer, Respiratory and Circulatory Disease, 1990

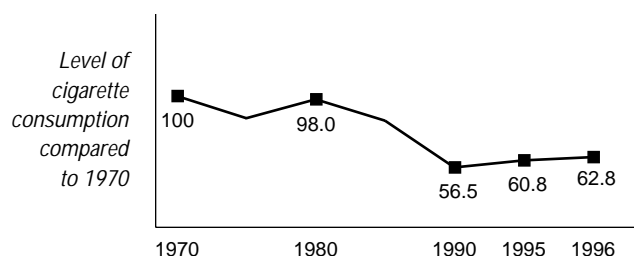
Numbers of deaths/World age-standardized mortality rate per 100,000 population

Disease	Male		Female		Age Category	Disease	Male		Female		Age Category
	Number	Rate	Number	Rate			Number	Rate	Number	Rate	
Trachea, lung, and bronchus cancer	24340	33.0	5332	7.1	45+	Ischemic heart disease	—	—	—	—	—
Lip, oral cavity, and pharynx cancer	35244	47.5	13441	17.8	45+	Stroke	—	—	—	—	—
Respiratory disease	—	—	—	—	—	Other diseases of the circulatory system	—	—	—	—	—
						All causes	—	—	—	—	—

Source: Ferlay, J., Parkin, D.M., & Pisani, P. (1998). GLOBOCAN 1: Cancer Incidence and Mortality Worldwide. [CD-ROM]. International Agency for Research on Cancer.

TOBACCO ECONOMY

Annual per capita Consumption, Three Year Moving Average, 1970 = 100



Annual Cigarette Consumption

Year	Per capita Consumption (cigarette sticks)	Total Consumption (sticks in millions)
1970	190	62908
1980	178	75197
1990	101	54867
1995	114	68540
1997	129	81514

Annual Tobacco Trade and Agriculture Statistics

	Unit of Measurement	1970	1980	1990	1995	1998
Cigarette imports	sticks in millions	5	10	68	157	252
Cigarette exports	sticks in millions	27	2189	6363	1206	1700
Tobacco leaf imports	metric tons	32	88	38	409	230
Tobacco leaf exports (% of total exports)	metric tons (%)	47905 (2.09%)	71146 (—)	69965 (—)	77678 (—)	81791 (—)
Cigarette production	sticks in millions	62930	77376	61162	69589	—
Tobacco leaf production	metric tons	337100	438500	551600	566700	635000
Land devoted to tobacco growing (% of agricultural land)	hectares (%)	437900 (0.27%)	425400 (0.25%)	413100 (0.24%)	391100 (0.23%)	445000 (—)
Employment in tobacco manufacturing	people	121000	358000	431452	496685	—

Cigarette Taxes and Duties

Excise tax	110-370 LCU/1000 plain; 550-1470 LCU/1000 filtered
Sales tax	5% luxury tax levied by some states
Import duty	40%
Other import duties	4%

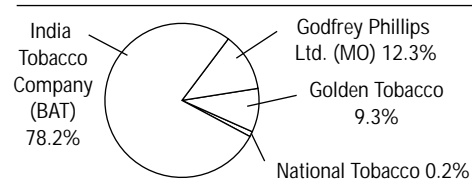
Source: ERC, 1999

Retail Price of 20 Cigarettes with Tax

Type	US \$	Local
Domestic brand	\$0.91	39.50
Foreign brand	\$1.24	54.00

Source: EIU, Autumn 1999

Market Share by Cigarette Manufacturer, 1999



Source: Maxwell Report

Organizations Engaged in Tobacco Control

Dr. Kishore CHAUDHRY
Indian Council of Medical Research
Ansari Nagar, Post Box 4911
New Delhi 110029
INDIA
Tel: (91-11) 696 6181
Fax: (91-11) 686 8662
icmrnd@ren.nic.in

Surjya Kumar DEBNATH
Assam Cancer Society & Rural Based
Preventive Oncology Research Center
National Highway 37
Bokakhat Assam 337
INDIA

Dr. (Ms.) K.A. DINSHAW
Director, Tata Memorial Centre
Department of Radiation Oncology
E. Borges Marg
Parel, Mumbai 400 012
INDIA
Tel: (91-22) 413 9318
Fax: (91-22) 416 8440
dinshaw.tmc.vsnl.com, tmhdir@tmc.ernet.in

Dr. Prakash GUPTA
Tata Institute of Fundamental Research
Homi Bhabha Road
Colaba, Mumbai 400 005
INDIA
Tel: (91-22) 215 2317
Fax: (91-22) 215 2110
pcgupta@tifr.res.in

Taposh ROY
Voluntary Health Association of India
Tong Swasthya Bhawan
40 Institutional Area, South of IIT
New Delhi 110 016
INDIA
Fax: (91-11) 685 37088
aparajita@satyam.net.in

Bishoke SIL
Non-smokers Association (NOSA)
P.O. Box 6602
Calcutta 700 069
INDIA

Dr. Sharad G. VAIDYA
National Organization for Tobacco
Eradication
Vaidya Hospital, Gov. Pestana Road
Panaji, Goa, 403001
INDIA
Tel: (91-832) 223 526
Fax: (91-832) 223 898
sgvaidya@bom2.vsnl.net.in

Dr. Ajit VIGG
Quit and Win 2000 Representative
Apollo Hospitals
Department of Respiratory Diseases
Jubilee Hills
Hyderabad-500 034
INDIA
Tel: (91-40) 237 381
ajit.vigg@hdl.vsnl.niet.in

National Tobacco Control Provisions

Key: **B** = Banned through legislation and/or regulations

V = Voluntary provision, not nationally legislated and/or regulated

R = Restricted through legislation and/or regulations

X = Provision included in legislation and/or regulations

Advertising and Sponsorship

- X** Advertising ban (government radio, television & premises)
- X** Advertising restriction (billboards & warnings required)
- Sponsorship ban
- Sponsorship restriction

Health Promotion and Education

- V** Health education curricula or programs
- V** Public information initiatives

Sales and Distribution Restrictions

- Free products or samples
- X** Tobacco sales prohibited in certain locations
- Sales of smokeless tobacco prohibited
- X** Sales or distribution to minors prohibited (GOA prohibition)
- Vending machines
- Other restrictions on tobacco sales

Tobacco Product Regulations

- X** Health warning on tobacco packaging
- Ingredient control: maximum nicotine yield
- Ingredient control: toxic constituents / maximum tar yield
- X** Ingredient disclosure on packaging

Smoke-Free Indoor Air Restrictions

- B** Aircraft (domestic flights)
- V** Aircraft (international flights, Air India)
- B** Educational facilities
- B** Government buildings
- B** Health care facilities
- B** Public transportation (air-conditioned buses & trains)
- R** Workplaces
- X** Other public places

Other Provisions

- V** National committee on tobacco control

Refer to Appendix B for more information about national tobacco control provisions.

PHARMACEUTICAL TREATMENTS FOR TOBACCO DEPENDENCE

Dosage Form	Regulatory Status	Advertising Status and Comments
Nicotine gum	Not available	
Nicotine patch	Rx	Advertised only to medical professionals

Key: Rx = Prescription only medicines P = Pharmacy only OTC = Over the counter N/R = Not registered

	Population (millions)			
	1995	2000	2025	2050
All adults, ages 15+	132.423	147.181	210.880	249.807
Female adults	66.945	74.356	106.444	127.054
All youth, ages 0-14	65.041	64.926	62.562	62.050
Female youth	32.030	31.920	30.703	30.311

Source: United Nations Population Division, World Population Prospects 1950-2050 (1998 revision)

Real GDP per capita (PPP), US Dollars	
1970	715
1980	1281
1990	1974
1995	2497
1998	2306

Source: Penn World Table

SMOKING PREVALENCE

Adult (20 Years & Older), 1995		Youth (15-19 Year Olds), 1995		Medical Students, 1985	
Males	68.8	Males	15.6	Males	8
Females	2.6	Females	0.4	Females	1

Adult data: Current daily and occasional smoking in all provinces measured by Household Health Survey of 1995; Barraclough, S. (1999). Women and tobacco in Indonesia. *Tob Control*, 8, 327-332. Youth data: Current daily smoking in all provinces measured by Household Health Survey of 1995; Barraclough, S. (1999). Women and tobacco in Indonesia. *Tob Control*, 8, 327-332. Medical student data: Daily tobacco smoking among first and final-year medical students in two large centers; Tessier, J.F. et al. (1992). Smoking habits and attitudes of medical students toward smoking and antismoking campaigns in nine Asian countries. *J Epidemiol*, 21(2), 298-304.

SMOKING-RELATED DISEASE IMPACT

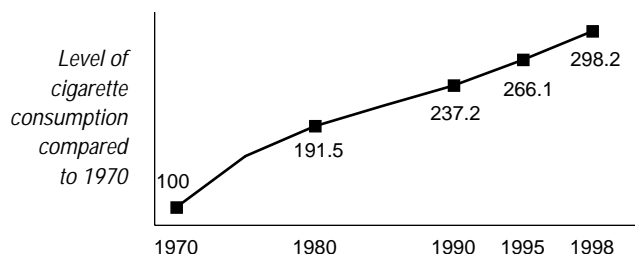
Mortality from Cancer, Respiratory and Circulatory Disease, 1990
Numbers of deaths/World age-standardized mortality rate per 100,000 population

Disease	Male		Female		Age Category	Disease	Male		Female		Age Category
	Number	Rate	Number	Rate			Number	Rate	Number	Rate	
Trachea, lung, and bronchus cancer	10894	79.3	3405	22.2	45+	Ischemic heart disease	—	—	—	—	
Lip, oral cavity, and pharynx cancer	2674	18.0	840	5.2	45+	Stroke	—	—	—	—	
Respiratory disease	—	—	—	—		Other diseases of the circulatory system	—	—	—	—	
						All causes	—	—	—	—	

Source: Ferlay, J., Parkin, D.M., & Pisani, P. (1998). GLOBOCAN 1: Cancer Incidence and Mortality Worldwide. [CD-ROM]. International Agency for Research on Cancer.

TOBACCO ECONOMY

Annual per capita Consumption, Three Year Moving Average, 1970 = 100



Annual Cigarette Consumption

Year	Per capita Consumption (cigarette sticks)	Total Consumption (sticks in millions)
1970	469	32581
1980	906	80672
1990	1137	133740
1995	1183	156666
1998	1405	198526

Annual Tobacco Trade and Agriculture Statistics

	Unit of Measurement	1970	1980	1990	1995	1998
Cigarette imports	sticks in millions	51	602	16	113	22
Cigarette exports	sticks in millions	—	124	21576	29647	24019
Tobacco leaf imports	metric tons	3950	19985	26545	47954	17152
Tobacco leaf exports (% of total exports)	metric tons (%)	16828 (1.98%)	28339 (0.27%)	17401 (0.23%)	21989 (0.14%)	46960 (—)
Cigarette production	sticks in millions	32530	80194	155300	186200	222523
Tobacco leaf production	metric tons	76666	85487	156432	140169	137564
Land devoted to tobacco growing (% of agricultural land)	hectares (%)	170044 (0.65%)	141225 (0.54%)	235866 (0.74%)	216148 (0.72%)	221500 (—)
Employment in tobacco manufacturing	people	132000	158700	204921	344710	—

Cigarette Taxes and Duties

Excise tax	20%-36% of retail price based on production volume
Sales tax	10% (8.2% of retail price)
Import duty	15%

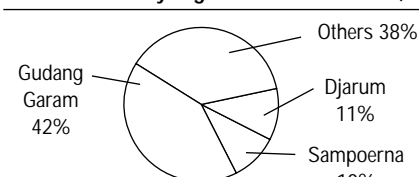
Source: TMA—International Tobacco Guide

Retail Price of 20 Cigarettes with Tax

Type	US \$	Local
Domestic brand	\$0.61	5,000.00
Foreign brand	\$0.73	6,000.00

Source: EIU, Autumn 1999

Market Share by Cigarette Manufacturer, 1997



Source: ERC estimates based on trade sources

Organizations Engaged in Tobacco Control

Dr. Tjandra Yoga ADITAMA
 Indonesian Smoking Control Society
 Jl. Cempaka Putih Timur No. 12
 Jakarta 10510
 INDONESIA
 Fax: (62-21) 420 5236
 doctjand@indosat.net.id
 lm3@indonet.net.id

Dr. Merdias ALMATSIER
 National Committee on Smoking Control
 Jl DR. GSSY Ratulangi No. 29
 Jakarta 10350
 INDONESIA
 Tel: (62-21) 315 0679
 Telefax: (62-21) 390 0473
 pbidi@idola.net.id

Dr. M. Hayatie AMAL, MPH
 Directorate General of Food and Drug
 Control & Narcotics and Illicit Drugs
 Ministry of Health
 Jalan Percetakan Negara 23
 Jakarta 10560
 INDONESIA
 Tel: (62-21) 420 7683

Indonesian Cancer Foundation
 (Yayasan Kanker Indonesia)
 Jl. Dr Sam Ratulangi 35
 10350 Jakarta
 INDONESIA
 Tel: (62-21) 315 2603
 Fax: (62-21) 310 8170

Rosini KARSONO
 Heart Foundation Indonesia
 Jln. Teuku Umar No. 8
 Jakarta 10350
 INDONESIA
 Tel: (62-21) 390 8178
 Fax: (62-21) 314 4687
 yayasan@inaheart.com

Soewarta KOSEN, MD, PhD
 National Institute of Health Research and
 Development
 Puslitbang Yankes Jalan Percetakan
 Negara 23A
 Jakarta 10560, INDONESIA
 Tel:(62-21) 424 3314
 Fax:(62-21) 421 1845, 421 1013
 kosen@centrin.net.id
 kosen@globalink.org

Alex PAPILAYA, MD
 Indonesia National Committee on
 Smoking Control
 c/o Center for Family Welfare
 Gedung Rectorat 8. 5th floor
 Depok 16424 West Java
 INDONESIA
 Tel: (62-21) 789 4442, 789 4443
 Fax: (62-21) 727 0014
 ramtaghy@indo.net.id
 puska@indosat.net.id

Sidohoetomo SOEDOKO, MD
 Indonesian Medical Association
 Jalan Dharmawangsa 9
 Surabaya Jawatimur 60286
 INDONESIA
 Tel: (62-31) 5030551

National Tobacco Control Provisions

Key: **B** = Banned through legislation and/or regulations

V = Voluntary provision, not nationally legislated and/or regulated

R = Restricted through legislation and/or regulations

X = Provision included in legislation and/or regulations

Advertising and Sponsorship

- X** Advertising ban (government radio & television)
- Advertising restriction
- Sponsorship ban
- Sponsorship restriction

Health Promotion and Education

- Health education curricula or programs
- X** Public information initiatives

Sales and Distribution Restrictions

- R** Free products or samples
- Tobacco sales restricted to certain locations
- Sales of smokeless tobacco prohibited
- Sales or distribution to minors prohibited
- R** Vending machines
- Other restrictions on tobacco sales

Tobacco Product Regulations

- X** Health warning on tobacco packaging
- X** Ingredient control: maximum nicotine yield
- X** Ingredient control: toxic constituents / maximum tar yield
- X** Ingredient disclosure on packaging

Smoke-Free Indoor Air Restrictions

- V** Aircraft (Garuda Indonesian Airlines)
- B** Aircraft (domestic flights under two hours)
- B** Educational facilities
- V** Government buildings (three Government ministries)
- B** Health care facilities
- R** Public transportation
- Workplaces
- X** Other public places

Other Provisions

- V** National committee on tobacco control

Refer to Appendix B for more information about national tobacco control provisions.

PHARMACEUTICAL TREATMENTS FOR TOBACCO DEPENDENCE

Dosage Form	Regulatory Status	Advertising Status and Comments
Nicotine gum	Rx	Advertised only to medical professionals
Nicotine patch	Rx	Advertised only to medical professionals

Key: Rx = Prescription only medicines P = Pharmacy only OTC = Over the counter N/R = Not registered

	Population (millions)			
	1995	2000	2025	2050
All adults, ages 15+	0.136	0.163	0.347	0.526
Female adults	0.065	0.080	0.169	0.259
All youth, ages 0-14	0.113	0.123	0.154	0.154
Female youth	0.056	0.059	0.076	0.076

Source: United Nations Population Division, World Population Prospects 1950-2050 (1998 revision)

Real GDP per capita (PPP), US Dollars	
1970	—
1985	1310
1990	1851
1995	2255
1997	2424

Source: Penn World Table

SMOKING PREVALENCE

Adult		Youth		Health Professionals	
Males	—	Males	—	Males	—
Females	—	Females	—	Females	—

Adult data: No data available.

Youth data: No data available.

Health professional data: No data available.

SMOKING-RELATED DISEASE IMPACT

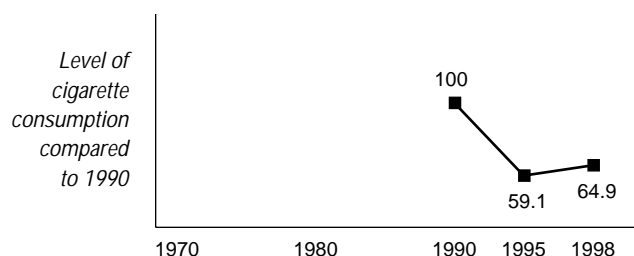
Mortality from Cancer, Respiratory and Circulatory Disease

Numbers of deaths/World age-standardized mortality rate per 100,000 population

Disease	Male		Female		Age Category	Disease	Male		Female		Age Category
	Number	Rate	Number	Rate			Number	Rate	Number	Rate	
Trachea, lung, and bronchus cancer	—	—	—	—		Ischemic heart disease	—	—	—	—	
Lip, oral cavity, and pharynx cancer	—	—	—	—		Stroke	—	—	—	—	
Respiratory disease	—	—	—	—		Other diseases of the circulatory system	—	—	—	—	
						All causes	—	—	—	—	

TOBACCO ECONOMY

Annual per capita Consumption, Three Year Moving Average, 1990 = 100



Annual Cigarette Consumption

Year	Per capita Consumption (cigarette sticks)	Total Consumption (sticks in millions)
1970	—	—
1980	—	—
1990	2155	250
1995	1360	185
1998	1441	219

Annual Tobacco Trade and Agriculture Statistics

	Unit of Measurement	1970	1980	1990	1995	1998
Cigarette imports	sticks in millions	—	—	250	185	—
Cigarette exports	sticks in millions	0	0	0	0	0
Tobacco leaf imports	metric tons	—	—	—	70	70
Tobacco leaf exports (% of total exports)	metric tons (%)	—	—	—	—	—
Cigarette production	sticks in millions	0	0	0	0	0
Tobacco leaf production	metric tons	—	—	—	—	—
Land devoted to tobacco growing (% of agricultural land)	hectares (%)	—	—	—	—	—
Employment in tobacco manufacturing	people	—	—	—	—	—

Cigarette Taxes and Duties

Excise tax	—
Sales tax	—
Import duty	—

Retail Price of 20 Cigarettes with Tax

Type	US \$	Local
Domestic brand	—	—
Foreign brand	—	—

Market Share by Cigarette Manufacturer

No data available.

Organizations Engaged in Tobacco Control

Ahmed AFAAL
 Information Office
 Ministry of Health
 Ameenee Magu
 Male 20-03
 REPUBLIC OF MALDIVES
 Tel: (960) 333094
 Fax: (960) 328889
 moh@dhivehinet.com.mv

Shaheem IBRAHIM
 Disease Control and Prevention Section
 Department of Public Health
 Male
 REPUBLIC OF MALDIVES
 Tel: (960) 323969
 Fax: (960) 314635
 dphinfo@dhivehinet.com.mv

National Tobacco Control Provisions

Key: **B** = Banned through legislation and/or regulations

V = Voluntary provision, not nationally legislated and/or regulated

R = Restricted through legislation and/or regulations

X = Provision included in legislation and/or regulations

Advertising and Sponsorship

- X** Advertising ban (includes billboards)
- Advertising restriction
- Sponsorship ban
- Sponsorship restriction

Health Promotion and Education

- Health education curricula or programs
- V** Public information initiatives

Sales and Distribution Restrictions

- Free products or samples
- Tobacco sales restricted to certain locations
- Sales of smokeless tobacco prohibited
- X** Sales or distribution to minors prohibited
- Vending machines
- Other restrictions on tobacco sales

Tobacco Product Regulations

- Health warning on tobacco packaging
- Ingredient control: maximum nicotine yield
- Ingredient control: toxic constituents / maximum tar yield
- Ingredient disclosure on packaging

Smoke-Free Indoor Air Restrictions

- Aircraft (domestic flights)
- Aircraft (international flights)
- Educational facilities
- B** Government office buildings
- Health care facilities
- Public transportation
- Workplaces
- Other public places

Other Provisions

- National committee on tobacco control

Refer to Appendix B for more information about national tobacco control provisions.

PHARMACEUTICAL TREATMENTS FOR TOBACCO DEPENDENCE

Dosage Form *Regulatory Status* *Advertising Status and Comments*

Key: Rx = Prescription only medicines P = Pharmacy only OTC = Over the counter N/R = Not registered

	Population (millions)			
	1995	2000	2025	2050
All adults, ages 15+	29.288	32.887	45.448	52.413
Female adults	14.832	16.625	22.992	26.644
All youth, ages 0-14	13.589	12.724	12.672	12.477
Female youth	6.714	6.282	6.221	6.114

Source: United Nations Population Division, World Population Prospects 1950-2050 (1998 revision)

Real GDP per capita (PPP), US Dollars	
1970	418
1980	505
1989	611
1995	—
1998	—

Source: Penn World Table

SMOKING PREVALENCE

Adult (15 Years & Older), 1992-1993		Youth		Health Professionals	
Males	71	Males	—	Males	—
Females	51.6	Females	—	Females	—

Adult data: Smoking in rural and urban Myanmar (1992-1993 is date of publication); Htoon, M.T. et al. (1992). Prevalence of cardiovascular diseases in rural area of Hmawbi and urban Yangon City. *Asia Pac J Public Health*, 6(4), 188-194.

Youth data: No data available.

Health professional data: No data available.

SMOKING-RELATED DISEASE IMPACT

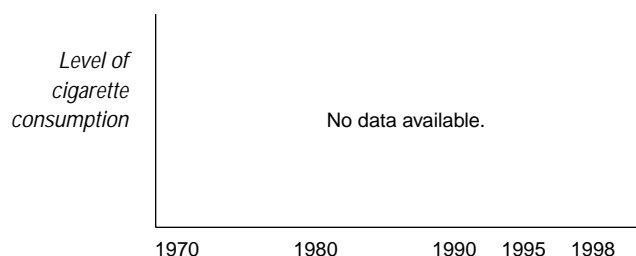
Mortality from Cancer, Respiratory and Circulatory Disease, 1990
Numbers of deaths/World age-standardized mortality rate per 100,000 population

Disease	Male		Female		Age Category	Disease	Male		Female		Age Category
	Number	Rate	Number	Rate			Number	Rate	Number	Rate	
Trachea, lung, and bronchus cancer	2989	92.8	1550	43.0	45+	Ischemic heart disease	—	—	—	—	
Lip, oral cavity, and pharynx cancer	1535	47.7	576	16.0	45+	Stroke	—	—	—	—	
Respiratory disease	—	—	—	—		Other diseases of the circulatory system	—	—	—	—	
						All causes	—	—	—	—	

Source: Ferlay, J., Parkin, D.M., & Pisani, P. (1998). GLOBOCAN 1: Cancer Incidence and Mortality Worldwide. [CD-ROM]. International Agency for Research on Cancer.

TOBACCO ECONOMY

Annual per capita Consumption, Three Year Moving Average



Annual Cigarette Consumption

Year	Per capita Consumption (cigarette sticks)	Total Consumption (sticks in millions)
1970	—	—
1980	—	—
1990	—	—
1995	—	—
1998	—	—

Annual Tobacco Trade and Agriculture Statistics

	Unit of Measurement	1970	1980	1990	1995	1998
Cigarette imports	sticks in millions	—	—	—	—	—
Cigarette exports	sticks in millions	—	—	—	—	—
Tobacco leaf imports	metric tons	—	—	—	—	622
Tobacco leaf exports (% of total exports)	metric tons (%)	—	—	—	—	—
Cigarette production	sticks in millions	1513	2724	979	752	—
Tobacco leaf production	metric tons	41048	53343	40000	37577	56765
Land devoted to tobacco growing (% of agricultural land)	hectares (%)	52205 (0.50%)	57852 (0.58%)	30400 (0.30%)	31187 (0.31%)	33576 (—)
Employment in tobacco manufacturing	people	—	—	1635	1541	—

Cigarette Taxes and Duties

Excise tax	125% of ex-factory costs
Import duty	Import of cigarettes and cigars is prohibited

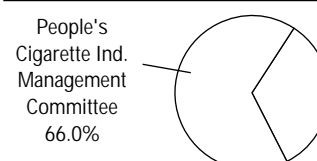
Source: TMA—International Tobacco Guide

Retail Price of 20 Cigarettes with Tax

Type	US \$	Local
Domestic brand	—	—
Foreign brand	\$0.67	80.00

Source: EIU, Autumn 1997

Market Share by Cigarette Manufacturer, 1998



Source: TMA—International Tobacco Guide

Organizations Engaged in Tobacco Control

Dr. Khin Maung LWIN
Center Health Education Bureau
MYANMAR

Maung UTIN
Chief Editor
Science Magazine
143, 32nd Street
Yangon
MYANMAR
Tel: (95) 289 163

--	--	--

National Tobacco Control Provisions

Key: **B** = Banned through legislation and/or regulations **R** = Restricted through legislation and/or regulations
V = Voluntary provision, not nationally legislated and/or regulated **X** = Provision included in legislation and/or regulations

Advertising and Sponsorship

- X** Advertising ban (Myanma radio & television)
- Advertising restriction
- Sponsorship ban
- Sponsorship restriction

Health Promotion and Education

- V** Health education curricula or programs
- V** Public information initiatives

Sales and Distribution Restrictions

- Free products or samples
- Tobacco sales restricted to certain locations
- Sales of smokeless tobacco prohibited
- Sales or distribution to minors prohibited
- Vending machines
- Other restrictions on tobacco sales

Tobacco Product Regulations

- Health warning on tobacco packaging
- Ingredient control: maximum nicotine yield
- Ingredient control: toxic constituents / maximum tar yield
- Ingredient disclosure on packaging

Smoke-Free Indoor Air Restrictions

- Aircraft (domestic flights)
- Aircraft (international flights)
- Educational facilities
- Government buildings
- R** Health care facilities
- B** Public transportation (buses, by administrative measures)
- Workplaces
- X** Other public places

Other Provisions

- National committee on tobacco control

Refer to Appendix B for more information about national tobacco control provisions.

PHARMACEUTICAL TREATMENTS FOR TOBACCO DEPENDENCE

Dosage Form	Regulatory Status	Advertising Status and Comments
-------------	-------------------	---------------------------------

Key: Rx = Prescription only medicines P = Pharmacy only OTC = Over the counter N/R = Not registered

	Population (millions)			
	1995	2000	2025	2050
All adults, ages 15+	12.198	14.124	26.892	38.391
Female adults	6.158	7.068	13.195	18.877
All youth, ages 0-14	9.074	9.806	11.118	10.929
Female youth	4.362	4.733	5.403	5.340

Real GDP per capita (PPP), US Dollars	
1970	670
1980	892
1990	1036
1995	1179
1998	1226

Source: United Nations Population Division, World Population Prospects 1950-2050 (1998 revision)

Source: Penn World Table

SMOKING PREVALENCE

Adult (15 Years & Older), 1998		Young Adults (12-15 Year Olds), 1987		Health Professionals	
Males	19.6	Males	14	Males	—
Females	15.4	Females	6.6	Females	—

Adult data: Smoking in Eastern Nepal; information provided by Dr. Bhakta R. Dahal and published in the *Nepal Medical Journal*.

Youth data: Daily smoking (1987 is date of publication); Pandey, M.R. (1987). Epidemiological study of tobacco smoking behaviour among young people in a rural community of the hill region of Nepal with special reference to attitude and beliefs. *Community Medicine*, 9(2), 110-120.

Health professional data: No data available.

SMOKING-RELATED DISEASE IMPACT

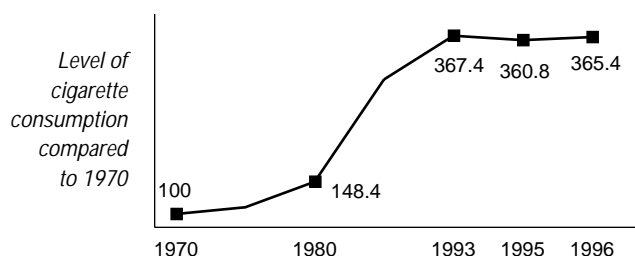
Mortality from Cancer, Respiratory and Circulatory Disease, 1990
Numbers of deaths/World age-standardized mortality rate per 100,000 population

Disease	Male		Female		Age Category	Disease	Male		Female		Age Category
	Number	Rate	Number	Rate			Number	Rate	Number	Rate	
Trachea, lung, and bronchus cancer	559	40.5	113	8.3	45+	Ischemic heart disease	—	—	—	—	
Lip, oral cavity, and pharynx cancer	663	47.8	270	19.3	45+	Stroke	—	—	—	—	
Respiratory disease	—	—	—	—		Other diseases of the circulatory system	—	—	—	—	
						All causes	—	—	—	—	

Source: Ferlay, J., Parkin, D.M., & Pisani, P. (1998). GLOBOCAN 1: Cancer Incidence and Mortality Worldwide. [CD-ROM]. International Agency for Research on Cancer.

TOBACCO ECONOMY

Annual per capita Consumption, Three Year Moving Average, 1970 = 100



Annual Cigarette Consumption

Year	Per capita Consumption (cigarette sticks)	Total Consumption (sticks in millions)
1970	172	1135
1980	224	1851
1989	645	6706
1995	615	7496
1997	619	7992

Annual Tobacco Trade and Agriculture Statistics

	Unit of Measurement	1970	1980	1990	1995	1998
Cigarette imports	sticks in millions	—	40	4	67	80
Cigarette exports	sticks in millions	—	—	—	1	1
Tobacco leaf imports	metric tons	2170	2	5000	4124	4580
Tobacco leaf exports (% of total exports)	metric tons (%)	—	241 (0.31%)	90 (0.03%)	—	—
Cigarette production	sticks in millions	1135	1811	—	7430	—
Tobacco leaf production	metric tons	6700	5500	6600	5447	3845
Land devoted to tobacco growing (% of agricultural land)	hectares (%)	8800 (0.44%)	7520 (0.32%)	7610 (0.32%)	6028 (0.20%)	4871 (—)
Employment in tobacco manufacturing	people	—	—	4660	—	—

Cigarette Taxes and Duties

Excise tax	20 LCU/1000 cigs + 90 LCU/1000 filter cigs or 260-625 LCU/1000 plain cigs based on length
Sales tax	8.32% of retail price or 10%
Import duty	675 LCU/1000 cigs

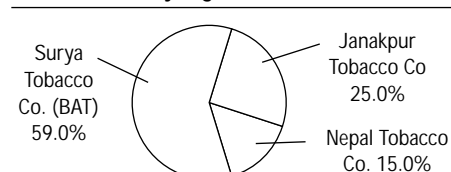
Source: TMA—International Tobacco Guide

Retail Price of 20 Cigarettes with Tax

Type	US \$	Local
Domestic brand	\$0.24	16.50
Foreign brand	\$0.87	60.00

Source: ACS/WHO Survey, 2000

Market Share by Cigarette Manufacturer, 1998



Source: TMA—International Tobacco Guide

Organizations Engaged in Tobacco Control

Gopal P. ACHARYA, MD
Nepal Health Research Council
P.O. Box 7626
Kathmandu
NEPAL
Tel: (977-1) 254 220
Fax: (977-1) 262 469
gacharya@healthnet.org.np

Dr. Chatra AMATYA
Department of Health Service
National Health Education,
Information and Communication Centre
NEPAL

Dr. Dirgh Singh BAM
SAARC Tuberculosis Centre and National
Tuberculosis Centre
Thimi, Bhaktapur
P.O. Box No. 9517, Kathmandu
NEPAL
Tel: (977-1) 631 048, 630 033
Fax: (977-1) 630 061
director@ntp.mos.com.np

Hulaschand GOLCHHA
Nepal Anuvrat Samiti
P.O. Box 363
Kathmandu
NEPAL
Tel: (977-1) 250 001, 249 114
Fax: (977-1) 249 723
hcg@golchha.com

Professor Mrigendra Raj PANDEY, MD
Mrigendra Samjhana Medical Trust
P.O. Box 2587
Thapathali Kathmandu
NEPAL
Tel: (977-1) 262 879, 221 770
Fax: (977-1) 228 838
MSMT@healthnet.org.np
pandey@globalink.org

Raghab D. PANT
Institute for Development Studies
Dilli Bazar, P.O. Box 2274
Kathmandu
NEPAL
Tel: (977-1) 435 417
Fax: (977-1) 420 149

Mr. Hari Pd. POUDEL
Nepal Cancer Relief Society
P.O. Box 3314
Kathmandu
NEPAL
Tel: (977-1) 222 914
Fax: (977-1) 220 778

Dr. Peeyush Kumar RAJENDRA
Ministry of Health
Health Department
Teku
Kathmandu
NEPAL
Tel: (977-1) 261 387

National Tobacco Control Provisions

Key: **B** = Banned through legislation and/or regulations
V = Voluntary provision, not nationally legislated and/or regulated

R = Restricted through legislation and/or regulations
X = Provision included in legislation and/or regulations

Advertising and Sponsorship

- X** Advertising ban (radio)
- Advertising restriction
- Sponsorship ban
- Sponsorship restriction

Health Promotion and Education

- Health education curricula or programs
- V** Public information initiatives

Sales and Distribution Restrictions

- Free products or samples
- Tobacco sales restricted to certain locations
- Sales of smokeless tobacco prohibited
- Sales or distribution to minors prohibited
- Vending machines
- Other restrictions on tobacco sales

Tobacco Product Regulations

- X** Health warning on tobacco packaging
- Ingredient control: maximum nicotine yield
- Ingredient control: toxic constituents / maximum tar yield
- Ingredient disclosure on packaging

Smoke-Free Indoor Air Restrictions

- B** Aircraft (domestic & flights from neighboring countries)
- Aircraft (international flights)
- R** Educational facilities
- R** Government buildings
- B** Health care facilities
- B** Public transportation (administrative rules)
- R** Workplaces
- X** Other public places

Other Provisions

- V** National committee on tobacco control

Refer to Appendix B for more information about national tobacco control provisions.

PHARMACEUTICAL TREATMENTS FOR TOBACCO DEPENDENCE

Dosage Form *Regulatory Status* *Advertising Status and Comments*

Key: Rx = Prescription only medicines P = Pharmacy only OTC = Over the counter N/R = Not registered

	Population (millions)			
	1995	2000	2025	2050
All adults, ages 15+	12.613	13.911	18.669	21.190
Female adults	6.425	7.115	9.576	10.805
All youth, ages 0-14	5.307	4.916	4.878	4.733
Female youth	2.588	2.399	2.379	2.309

Source: United Nations Population Division, World Population Prospects 1950-2050 (1998 revision)

Real GDP per capita (PPP), US Dollars	
1970	1243
1980	1635
1990	2096
1995	2536
1997	2734

Source: Penn World Table

SMOKING PREVALENCE

Adult (16 Years & Older), 1998		Youth (12-20 Year Olds), 1995		Health Professionals	
Males	41	Anuradhapura	3.4	Males	—
		Puttman	6	Females	—

Adult data: Current smoking in public places and offices, four districts; Alcohol & Drug Information Center. (1998). *Survey on Substance Use - July 1998*. Sri Lanka: G. Punyawardene.Youth data: Current tobacco smoking; Alcohol and Drug Information Center. (1995). *Substance use among school children in 6 districts of Sri Lanka*. Colombo: D. Samarasinghe.

Health professional data: No data available.

SMOKING-RELATED DISEASE IMPACT

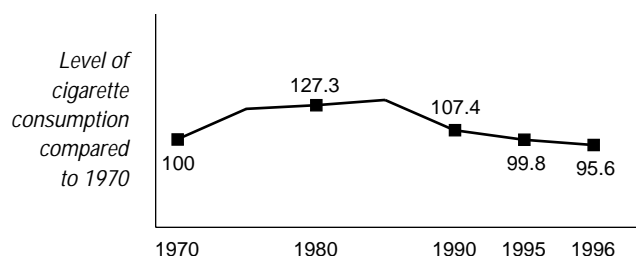
Mortality from Cancer, Respiratory and Circulatory Disease, 1990
Numbers of deaths/World age-standardized mortality rate per 100,000 population

Disease	Male		Female		Age Category	Disease	Male		Female		Age Category
	Number	Rate	Number	Rate			Number	Rate	Number	Rate	
Trachea, lung, and bronchus cancer	102	6.2	54	3.2	45+	Ischemic heart disease	—	—	—	—	
Lip, oral cavity, and pharynx cancer	1634	98.8	542	32.7	45+	Stroke	—	—	—	—	
Respiratory disease	—	—	—	—		Other diseases of the circulatory system	—	—	—	—	
						All causes	—	—	—	—	

Source: Ferlay, J., Parkin, D.M., & Pisani, P. (1998). GLOBOCAN 1: Cancer Incidence and Mortality Worldwide. [CD-ROM]. International Agency for Research on Cancer.

TOBACCO ECONOMY

Annual per capita Consumption, Three Year Moving Average, 1970 = 100



Annual Cigarette Consumption

Year	Per capita Consumption (cigarette sticks)	Total Consumption (sticks in millions)
1970	417	3035
1980	545	5229
1990	464	5329
1995	407	5137
1997	374	4907

Annual Tobacco Trade and Agriculture Statistics

	Unit of Measurement	1970	1980	1990	1995	1998
Cigarette imports	sticks in millions	—	44	84	41	230
Cigarette exports	sticks in millions	—	40	376	726	1035
Tobacco leaf imports	metric tons	—	2	122	1837	2519
Tobacco leaf exports (% of total exports)	metric tons (%)	235 (0.11%)	230 (0.04%)	1333 (0.20%)	2384 (—)	1842 (—)
Cigarette production	sticks in millions	3035	5225	5621	5822	—
Tobacco leaf production	metric tons	8600	18602	10335	11383	9044
Land devoted to tobacco growing (% of agricultural land)	hectares (%)	12402 (0.65%)	15692 (0.83%)	8920 (0.47%)	8577 (0.45%)	6747 (—)
Employment in tobacco manufacturing	people	1611	3370	8254	—	—

Cigarette Taxes and Duties

Excise tax	1468-4042 LCU/1000 cigs based on length (CIF)
Goods & services tax	10.2% retail price (imports)
Import duty	100%; 50% or 1570 LCU/kg for bidis
Defense levy	1.4% of retail price (imports)

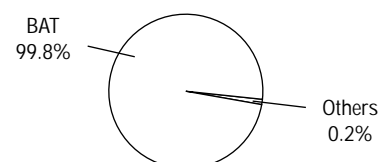
Source: TMA—International Tobacco Guide

Retail Price of 20 Cigarettes with Tax

Type	US \$	Local
Domestic brand	\$1.53	110.00
Foreign brand	\$1.81	130.00

Source: EIU, Autumn 1999

Market Share by Cigarette Manufacturer, 1999



Source: Maxwell Report

Organizations Engaged in Tobacco Control

<p>Gallege Punyawardene ALVIS Swarna Hansa Foundation P.O. Box 16 9, Windsor Avenue Dehiwala SRI LANKA Tel & Fax: (94-1) 712566 Fax: (94-1) 733649 shf@slt.lc</p>	<p>S.M GUNADASA Alcohol & Drug Information Center (ADIC) 40/18, Park Road Colombo 5 SRI LANKA Tel & Fax: (94-1) 508484 adicc@slt.net.lk</p>	<p>Dr. Dudley Pemasiri PERERA Sri Lanka Army Medical Services Army HQ Colombo-3 SRI LANKA Tel & Fax: (94-1) 431693 dudley@panlanka.net</p>
<p>Dr. Stanmore DE ALWIS Sri Lanka National Federation of Smoking and Health 115/5, Saliya Road W.A. Silva Mawatha Colombo 6 SRI LANKA Tel: (94-1) 588808</p>	<p>Olcott GUNASEKERA, R.G.G. Sri Lanka Federation of Temperance Organizations 51/1A, Isipathana Mawatha Colombo 5 SRI LANKA Tel: (94-1) 595333 Fax: (94-1) 597156 iogt_arc@sri.lanka.net</p>	<p>Dr. Sajeeva RANAWEERA Sri Lanka Medical Association 605 A. Nawala Road Rajagiriya SRI LANKA Tel: (94-1) 866510 sajeevar@usa.net</p>
<p>Nishan DE MEL Health Policy Research and Development Program 567 Havelock Road Colombo 6 SRI LANKA Tel: (94-1) 585405 nishan@post.harvard.edu</p>	<p>Latha HAPUGODA Health Education Bureau Ministry of Health No. 2, Kynsey Road Colombo 8 SRI LANKA Tel: (94-1) 696142 Fax: (94-1) 692613 hltedub@lanka.com.lk</p>	<p>Dr. E.K. RODRIGO National Policy Unit on Alcohol, Tobacco, and Illicit Drugs Presidential Secretariat Colombo 1 SRI LANKA Tel: (94-1) 473705</p>

National Tobacco Control Provisions

Key: **B** = Banned through legislation and/or regulations **R** = Restricted through legislation and/or regulations
V = Voluntary provision, not nationally legislated and/or regulated **X** = Provision included in legislation and/or regulations

Advertising and Sponsorship

- X** Advertising ban (radio & television)
- X** Advertising restriction (health warning required)
- Sponsorship ban
- X** Sponsorship restriction (State institutions)

Health Promotion and Education

- V** Health education curricula or programs
- V** Public information initiatives

Sales and Distribution Restrictions

- Free products or samples
- X** Tobacco sales prohibited in government buildings
- Sales of smokeless tobacco prohibited
- X** Sales or distribution to minors prohibited
- Vending machines
- X** Other restrictions on tobacco sales

Tobacco Product Regulations

- X** Health warning on tobacco packaging
- Ingredient control: maximum nicotine yield
- Ingredient control: toxic constituents / maximum tar yield
- Ingredient disclosure on packaging

Smoke-Free Indoor Air Restrictions

- Aircraft (domestic flights)
- V** Aircraft (Air Lanka Airlines)
- B** Educational facilities
- B** Government buildings
- B** Health care facilities
- B** Public transportation (buses & trains)
- V** Workplaces (administrative measures)
- X** Other public places

Other Provisions

National committee on tobacco control

Refer to Appendix B for more information about national tobacco control provisions.

PHARMACEUTICAL TREATMENTS FOR TOBACCO DEPENDENCE

Dosage Form	Regulatory Status	Advertising Status and Comments

Key: Rx = Prescription only medicines P = Pharmacy only OTC = Over the counter N/R = Not registered

	Population (millions)			
	1995	2000	2025	2050
All adults, ages 15+	42.213	45.910	58.984	61.757
Female adults	21.250	23.165	30.064	31.795
All youth, ages 0-14	16.397	15.489	13.733	12.431
Female youth	8.048	7.607	6.749	6.101

Source: United Nations Population Division, World Population Prospects 1950-2050 (1998 revision)

Real GDP per capita (PPP), US Dollars	
1970	1526
1980	2178
1990	3580
1995	4891
1997	5038

Source: Penn World Table

SMOKING PREVALENCE

Adult (11 Years & Older), 1999		Youth (11-14 Year Olds), 1996		Health Professionals, 1989	
Males	38.9	Males	0.4	Doctors & dentists	17.1
Females	2.4	Females	0	Other health workers	11.4

Adult data: Current smoking measured by 1999 National Health and Welfare Survey; information provided by Dr. H. Chitanondh, Thailand Health Promotion Institute.

Youth data: Tobacco smoking measured by 1996 National Health and Welfare Survey; <www.ash.or.th/situation/prevalence.htm>.

Health professional data: Current smoking among Ministry of Public Health doctors, dentists, and other health workers; WHO. (1997). *Tobacco or health: a global status report*. Geneva.

SMOKING-RELATED DISEASE IMPACT

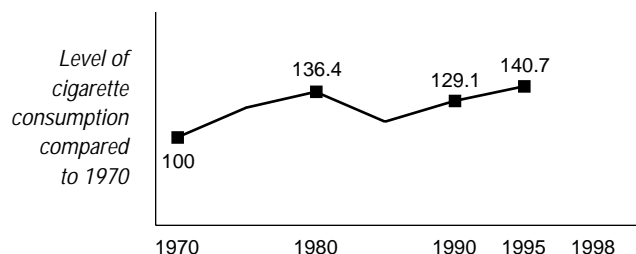
Mortality from Cancer, Respiratory and Circulatory Disease, 1994
Numbers of deaths/World age-standardized mortality rate per 100,000 population

Disease	Male		Female		Age Category	Disease	Male		Female		Age Category
	Number	Rate	Number	Rate			Number	Rate	Number	Rate	
Trachea, lung, and bronchus cancer	1565	21.0	635	7.3	35+	Ischemic heart disease	697	9.4	426	4.8	35+
Lip, oral cavity, and pharynx cancer	254	3.4	160	1.8	35+	Stroke	3106	40.4	2290	25.8	35+
Respiratory disease	1286	17.8	475	5.4	35+	Other diseases of the circulatory system	18728	241.2	12733	142.7	35+
						All causes	132010	1732.4	101824	1108.6	35+

Source: World Health Organization. (1998). World Health Statistics Annual, 1996. Geneva, Switzerland.

TOBACCO ECONOMY

Annual per capita Consumption, Three Year Moving Average, 1970 = 100



Annual Cigarette Consumption

Year	Per capita Consumption (cigarette sticks)	Total Consumption (sticks in millions)
1970	796	15305
1980	1107	31023
1990	1021	38629
1995	1067	45040
1998	—	—

Annual Tobacco Trade and Agriculture Statistics

	Unit of Measurement	1970	1980	1990	1995	1998
Cigarette imports	sticks in millions	14	242	449	2120	1782
Cigarette exports	sticks in millions	—	2	—	100	181
Tobacco leaf imports	metric tons	7684	10618	9180	9526	9531
Tobacco leaf exports (% of total exports)	metric tons (%)	11078 (1.42%)	39057 (1.05%)	34203 (0.31%)	21984 (0.10%)	24738 (—)
Cigarette production	sticks in millions	15291	30783	38180	43020	—
Tobacco leaf production	metric tons	93000	84272	69469	55500	67600
Land devoted to tobacco growing (% of agricultural land)	hectares (%)	85000 (0.62%)	90494 (0.49%)	63095 (0.31%)	42300 (0.21%)	51000 (—)
Employment in tobacco manufacturing	people	14940	—	31708	—	—

Cigarette Taxes and Duties

Excise tax	71.5%; 7%; max. 1LCU/pack-municipal tax
Sales tax	10%
Import duty	30%; min. 80 LCU/kg
Preferential rate for ASEAN countries	

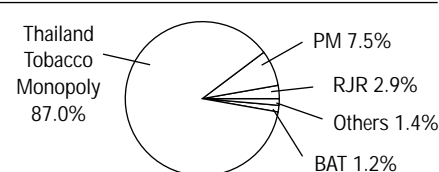
Source: ERC, 1999

Retail Price of 20 Cigarettes with Tax

Type	US \$	Local
Domestic brand	\$0.73	29.00
Foreign brand	\$1.09	43.00

Source: EIU, Autumn 1999

Market Share by Cigarette Manufacturer, 1999



Source: Maxwell Report

Organizations Engaged in Tobacco Control

Dr. Varabhorn BHUMISWASDI
Institute of Tobacco Consumption Control
Ministry of Public Health
Tivanond Road
Nonthaburi 11000
THAILAND
Tel: (66-2) 590 6260-4
Fax: (66-2) 591 8269
varabhorn@dms.moph.go.th

Dr. Sipakorn BUASAI
Health Systems Research Institute
5th Floor, Building 3
Department of Mental Health
Ministry of Public Health
Tivanond Road, Nonthaburi 11000
THAILAND
Tel: (66-2) 951 1286
Fax: (66-2) 951 1295

Hatai CHITANONDH, MD
Thailand Health Promotion Institute
The Regent Royal Place 1, Room 6/24
Soi Mahadlekuang 1
Rajdamri Road, Bangkok 10330, THAILAND
Tel & Fax: (66-2) 651 9411
piraya@asianet.co.th

Steven HAMMAN, EdD
Tobacco Control Policy Research Network
580/296 Soi Pho Pan
Asoke-Dindang Road, Dindang
Bangkok 10320
THAILAND
Tel: (66-2) 641 9822
phncr@mahidol.ac.th

Ms. Bung-on RITTHIPHAKEE
Action on Smoking and Health Foundation
104/9 Soi Ronnachai 2
Setseri Road, Samsen Nai
Phyathai, Bangkok 10400
THAILAND
Tel: (66-2) 619 6259
Fax: (66-2) 619 6258
ashthai@asiaaccess.net.th

Nithat SIRICHOTIRATANA, PhD
Bangkok Adventist Hospital
430 Pitsanuloke Road
Dusit, Bangkok 10300, THAILAND
Tel: (66-2) 280 1422 ext. 200, 253
Fax: (66-2) 280 0441, 628-1760
nithats@mission-net.com
nithats@hotmail.com

Dr. Chaisri SUPORNILAPHACHAI
Quit and Win 2000 Representative
Ministry of Public Health
Bureau of Medical Technical Service
Nonthaburi 11000
THAILAND

Dr. Pichit SUWANPRAKORN
Foundation for Voluntary People's Actions
on Tobacco
1873 Rajdamri Road
Pathunwan
Bangkok 10330
THAILAND
Tel: (66-2) 256 4427
Fax: (66-2) 256 4583

Dr. Atilek Na TALANG
Thai Red Cross Society
1873 Rajdamri Road
Pathunwan
Bangkok 10330
THAILAND
Tel: (66-2) 256 4427
Fax: (66-2) 256 4583

National Tobacco Control Provisions

Key: **B** = Banned through legislation and/or regulations

V = Voluntary provision, not nationally legislated and/or regulated

R = Restricted through legislation and/or regulations

X = Provision included in legislation and/or regulations

Advertising and Sponsorship

- X** Advertising ban (billboards, electronic & print media)
- Advertising restriction
- Sponsorship ban
- X** Sponsorship restriction

Health Promotion and Education

- V** Health education curricula or programs
- V** Public information initiatives

Sales and Distribution Restrictions

- B** Free products or samples
- Tobacco sales restricted to certain locations
- X** Smokeless tobacco product imports prohibited
- X** Sales or distribution to minors prohibited
- B** Vending machines
- X** Other restrictions on tobacco sales

Tobacco Product Regulations

- X** Health warning on tobacco packaging
- Ingredient control: maximum nicotine yield
- X** Ingredient control: toxic constituents / maximum tar yield
- X** Ingredient disclosure on packaging

Smoke-Free Indoor Air Restrictions

- B** Aircraft (domestic flights)
- V** Aircraft (Thai Airways Airlines)
- B** Educational facilities (excluding private rooms)
- B** Government buildings (areas accessible to the public)
- B** Health care facilities (excludes private rooms)
- B** Public transportation
- B** Workplaces
- X** Other public places

Other Provisions

- V** National committee on tobacco control

Refer to Appendix B for more information about national tobacco control provisions.

PHARMACEUTICAL TREATMENTS FOR TOBACCO DEPENDENCE

Dosage Form	Regulatory Status	Advertising Status and Comments
Nicotine gum	Rx	Advertised only to medical professionals
Nicotine patch	Rx	Advertised only to medical professionals
Bupropion tablet	Rx	

Key: Rx = Prescription only medicines P = Pharmacy only OTC = Over the counter N/R = Not registered